
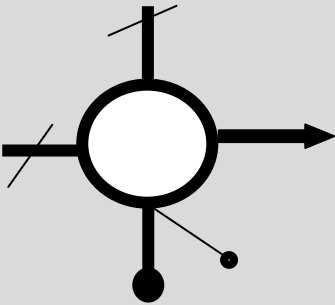
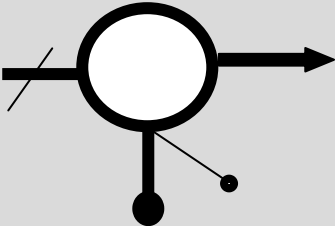
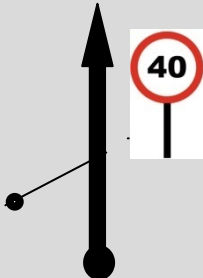
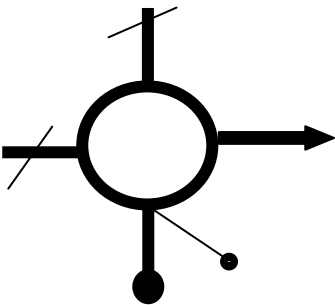
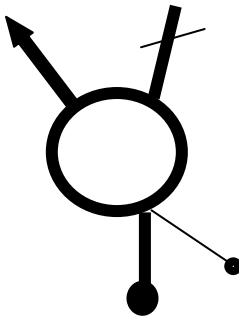
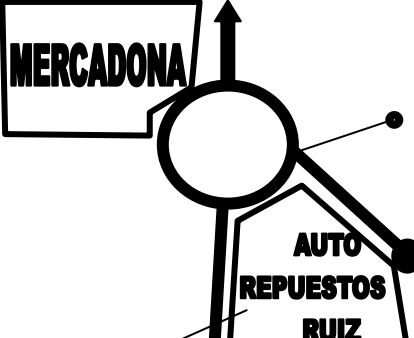
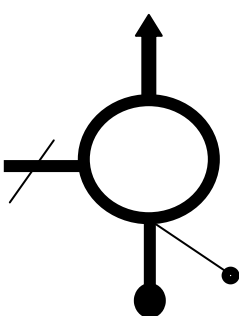
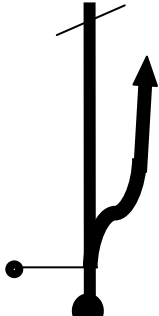



PAGINA 1	CALIBRACION	CALIBRACION - CALIBRACION	13.613 km
-------------	-------------	---------------------------	-----------

Km Totales		DIRECCION	OBSERVACION	FALTAN
Km Parciales				MEDIAS
1	00.000 0.000		<p>Salida de la rotonda que da a Mercadona y a Auto Repuestos Ruiz</p> <p>Direccion Calahorra Logroño</p>	
2	0.333 0.333		<p>Continuar por LR-115</p>	
3	0.788 0.455		<p>Entrar al poligono</p>	
4	0.906 0.118		<p>Sin entrar al polígono salir a la carretera otra vez dando la pequeña rotonda.</p>	
5	0.973 0.067		<p>Salida del tramo de calibración</p> <p>En la misma señal de final de Arnedo</p>	

PAGINA 2	CALIBRACION	CALIBRACION - CALIBRACION	13.613 km
-------------	-------------	---------------------------	-----------

Km Totales	Km Parciales	DIRECCION	OBSERVACION	FALTAN
				MEDIAS
6	0.207		Direccion Cervera del Rio Alhama LR - 123	
	0.207			
7	0.438		Direccion Cervera del Rio Alhama LR - 123	
	0.231			
8	3.581		Direccion Arnedo Arnedillo LR - 583	
	3.143			
9	4.832		En señal, fin de tramo de calibracion	
	1.251			
10	5.027		Direccion Calahorra Logroño LR - 115	
	0.195			

Km Totales		DIRECCION	OBSERVACION	FALTAN
Km Parciales				MEDIAS
11	5.609		Direccion Calahorra Logroño LR - 115	
	0.582			
12	5.769		Direccion Calahorra Logroño LR - 115	
	0.160			
13	6.102		Continuar por LR-115	
	0.333			
14	6.557		Entrar al poligono	
	0.455			
15	6.675		Sin entrar al polígono salir a la carretera otra vez dando la pequeña rotonda.	
	0.118			